



# Skyfan<sup>DC</sup>

The future in fans

## THE FUTURE IN FANS HAS ARRIVED

A beautifully crafted range of fans which uses ultra-silent DC motor technology and aerodynamic blade design to create exceptional levels of both energy efficiency, and performance.

### Green Facts

- Amazing running costs of approximately 1 cent per fan per night - Based on 8 hours usage, ECO speed (5.4w) and electricity cost of \$0.30 per kWh.
- Reduce your carbon footprint, and save hundreds by reducing air conditioning usage

Product appearance may slightly vary



Intelligent energy saving DC technology



Quick click blade assembly



In-built anti-vibration system



Up to 75% less power consumption



Indoor and covered outdoor



Glass fibre composite blades for added strength and durability



High airflow capacity



6 speed LCD multi-function remote



Summer / winter reversible



Extremely quiet - ideal for bedrooms



Eco, Sleep and Timer functions



Android and IOS app control option (sold separately)  
Compatible with Google Home and Alexa

### WITH LIGHT MODELS



Slimline 5-Step dimmable 20W LED (1800 Lumen)



Tri-colour changeable (warm, natural and cool white)

# ENERGY SAVING DC



## LCD Remote Control: Included

- 6 speed reversible
- Eco mode - the most energy efficient setting
- Sleep mode - reduces 1 speed every 30 mins until speed 1
- 1 - 12 hour run-on timer

## WITH LIGHT MODELS:

- 5 step dimming
- Tri-colour (warm, natural and cool white)



With Light Models



Without Light Models

## Available Sizes:

900mm

1300mm

1200mm

1500mm

Model	Colour	Sweep Size mm	Motor Watt L-H	Speed (RPM) 1,2,3,4,5 ECO	Airflow M <sup>3</sup> /Hour	Blade Count	Blade Material	LED Output	5 Step Dimmable	Tri Colour	Remote Control Inc
SKY903WH/BL	White/Black	900	3 - 32w	100/150/190/220/270/*120	12,500	3	GFC*	N/A N/A	N/A	N/A	Yes
SKY903WH-L/BL-L	White/Black	900	3 - 32w	100/150/190/220/270/*120	12,500	3	GFC*	20w 1800Lm	Yes	Yes	Yes
SKY1203WH/BL	White/Black	1200	3.6 - 31w	95/140/170/200/230/*115	13,920	3	GFC*	N/A N/A	N/A	N/A	Yes
SKY1203WH-L/BL-L	White/Black	1200	3.6 - 31w	95/140/170/200/230/*115	13,920	3	GFC*	20w 1800Lm	Yes	Yes	Yes
SKY1303WH/BL	White/Black	1300	3.9 - 32w	90/132/166/190/210/*110	14,610	3	GFC*	N/A N/A	N/A	N/A	Yes
SKY1303WH-L/BL-L	White/Black	1300	3.9 - 32w	90/132/166/190/210/*110	14,610	3	GFC*	20w 1800Lm	Yes	Yes	Yes
SKY1303TK	Teak	1300	3.9 - 32w	90/132/166/190/210/*110	14,610	3	GFC*	N/A N/A	N/A	N/A	Yes
SKY1303TK-L	Teak	1300	3.9 - 32w	90/132/166/190/210/*110	14,610	3	GFC*	20w 1800Lm	Yes	Yes	Yes
SKY1503WH/BL	White/Black	1500	3.9 - 43w	73/104/127/150/175/*88	19,300	3	GFC*	N/A N/A	N/A	N/A	Yes
SKY1503WH-L/BL-L	White/Black	1500	3.9 - 43w	73/104/127/150/175/*88	19,300	3	GFC*	20w 1800Lm	Yes	Yes	Yes
SKY1503TK	Teak	1500	3.9 - 43w	73/104/127/150/175/*88	19,300	3	GFC*	N/A N/A	N/A	N/A	Yes
SKY1503TK-L	Teak	1500	3.9 - 43w	73/104/127/150/175/*88	19,300	3	GFC*	20w 1800Lm	Yes	Yes	Yes

Product appearance may slightly vary.

\*ECO Speed

\*GFC: Glass Fibre Composite

# Skyfan<sup>DC</sup>

The future in fans

## Skyfan 4

### LCD Remote Control: Included

- 6 speed reversible
- Eco mode - the most energy efficient setting
- Sleep mode - reduces 1 speed every 30 mins until speed 1
- 1 - 12 hour run-on timer

### WITH LIGHT MODELS:

- 5 step dimming
- Tri-colour (warm, natural and cool white)



With Light Models



Without Light Models

Product appearance may slightly vary

## ENERGY SAVING DC

**SKYFAN 4 has all the same features as the original SKYFAN!**

### Available Sizes:

1200mm

1400mm



Model	Colour	Sweep Size mm	Motor Watt L-H	Speed (RPM) 1,2,3,4,5 ECO	Airflow M <sup>3</sup> /Hour	Blade Count	Blade Material	LED Output	5 Step Dimmable	Tri Colour	Remote Control Inc
SKY1204WH/BL	White/Black	1200	3.8 - 30w	102/138/172/195/215/*118	14,280	4	GFC*	N/A N/A	N/A	N/A	Yes
SKY1204WH-L/BL-L	White/Black	1200	3.8 - 30w	102/138/172/195/215/*118	14,280	4	GFC*	20w 1800Lm	Yes	Yes	Yes
SKY1404WH/BL	White/Black	1400	3.5 - 38w	83/118/151/176/205/*100	20,100	4	GFC*	N/A N/A	N/A	N/A	Yes
SKY1404WH-L/BL-L	White/Black	1400	3.5 - 38w	83/118/151/176/205/*100	20,100	4	GFC*	20w 1800Lm	Yes	Yes	Yes

\*ECO Speed

\*GFC: Glass Fibre Composite

# Skyfan

The **Double Insulated** Skyfan is a Class II electrical product, it is safe and suitable for installations where the licensed electrician has limited or problematic access to an electrical earth.

1300mm Intelligent Energy Saving DC 3 Blade Ceiling fan with Slimline 5 step dimmable 20 watt light kit and LCD Remote Control included



Model	Colour	Sweep Size mm	Motor Watt L-H	Speed (RPM) 1,2,3,4,5 ECO	Airflow M <sup>3</sup> /Hour	Blade Count	Blade Material	LED Output	5 Step Dimmable	Tri Colour	Remote Control Inc
SKY1303WHC2	White	1300	3.9 - 32w	90/132/166/190/210/*110	14,610	3	GFC*	N/A N/A	N/A	N/A	Yes
SKY1303WHC2-L	White	1300	3.9 - 32w	90/132/166/190/210/*110	14,610	3	GFC*	20w 1800Lm	Yes	Yes	Yes

\*ECO Speed

\*GFC: Glass Fibre Composite

## LCD Wall Control

The wall controls have functions the same as the remote control which are:

- 6 speed reversible
- Eco mode - the most energy efficient setting.
- Sleep mode - reduces 1 speed every 30 mins until speed 1
- 1 - 12 hour run-on timer

### WITH LIGHT MODELS:

- 5 step dimming
- Tri-colour (warm, natural and cool white)
- These fit standard electrical wall switch plate dimensions

Model	SKYWCM - WITH LIGHT
Model	SKYWCM-2 - WITHOUT LIGHT



## App Control

Android and IOS App control option compatible with Google Home and Alexa.



Model SKYAPPCM



## Extension Rods

Extension rods with wiring loom available for high ceilings

Model	SKYEXTR60WH/BL - 600mm
Model	SKYEXTR90WH/BL - 900mm
Model	SKYEXTR120WH/BL - 1200mm

# DC 3 BLADE CEILING FAN

Three fundamental objectives were the inspiration behind this latest addition to the Skyfan DC family

## 1. Value

Market leading DC fan prices

## 2. Performance

Market leading 'air volume' per 'watt' performance ratios translates to superior energy efficiency

## 3. Style

Designed to compliment any decor, also available with stylish and functional wall controller options

## ENERGY SAVING DC



Intelligent energy saving DC technology



Quick click blade assembly



Extremely quiet - ideal for bedrooms



Up to 75% less power consumption



High airflow capacity



Summer / winter reversible

### WITH LIGHT MODELS



Slimline 5-Step dimmable 20W LED (1800 lumen)



Tri-colour changeable (warm, natural and cool white)

Model	Colour	Sweep Size mm	Motor Watt L-H	Speed (RPM) 1,2,3,4,5	Airflow M <sup>3</sup> /Hour	Blade Count	Blade Material	LED Output		5 Step Dimmable	Tri Colour	Remote Control Inc	Wall Control Inc
DC31203WH	White	1200	2.2 - 26w	72/110/147/175/215	13,580	3	GFC*	N/A	N/A	N/A	N/A	Yes	N/A
DC31203WH-L	White	1200	2.2 - 26w	72/110/147/175/215	13,580	3	GFC*	20w	1800Lm	Yes	Yes	Yes	N/A
DC31203WHWC	White	1200	2.2 - 26w	72/110/147/175/215	13,580	3	GFC*	N/A	N/A	N/A	N/A	N/A	Yes
DC31203WH-LWC	White	1200	2.2 - 26w	72/110/147/175/215	13,580	3	GFC*	20w	1800Lm	Yes	Yes	N/A	Yes





Product appearance may slightly vary

## Remote Control: Included



With Light  
Models



Without Light  
Models



With Light  
Models



Without Light  
Models



## Extension Rods

Extension rods with wiring loom  
available for high ceilings



Model	SKYEXTR60WH - 600mm
Model	SKYEXTR90WH - 900mm
Model	SKYEXTR120WH - 1200mm



Product appearance may slightly vary

# SPYDA **EC**

## ULTIMATE ENERGY EFFICIENCY

- **Spyda EC** - This slimline version of the iconic Spyda Fan offers the perfect combination of style, performance and energy efficiency
- **EC vs AC/DC** - The unique EC (electronically commutated) brush-less motor uses up to 75% less power than a comparable AC fan and is considered a 'step up' from existing DC technology
- **Durable** - EC motors run at much lower temperatures than traditional motors and can operate continuously even in harsh tropical conditions

Model	Colour	Sweep Size mm	Motor Watt L-H*	Speed RPM L-H* (6 speed)	Airflow L-H* M3/Hour	Blade Count	Blade Material	LED Output	Dimming	Tri Colour	Remote Control Inc	App Control Inc
SPYEC1253WH/BL	White/Black	1250	3.8 - 30w	95 <-> 230	5700-12900	3	TPA*	N/A N/A	N/A	N/A	Yes	Yes
SPYEC1253WH-L/BL-L	White/Black	1250	3.8 - 30w	95 <-> 230	5700-12900	3	TPA*	20w 1800Lm	Yes	Yes	Yes	Yes
SPYEC1423WH/BL	White/Black	1400	3.5 - 38w	95 <-> 230	5950-14340	3	TPA*	N/A N/A	N/A	N/A	Yes	Yes
SPYEC1423WH-L/BL-L	White/Black	1400	3.5 - 38w	95 <-> 230	5950-14340	3	TPA*	20w 1800Lm	Yes	Yes	Yes	Yes

\*L-H: Low to High

\*TPA: Thermoplastic Alloy Blades





Provides exceptional energy efficiency and performance



UV protection and durable corrosion resistant components. Suitable for all indoor /covered outdoor and commercial applications



Precision moulded Thermoplastic Alloy Blades designed to enhance performance and durability



Highest quality Japanese bearings create a smooth running long life fan that offers years of trouble free operation



Aerodynamic blade design for increased air circulation



Creates a random variation in airflow that imitates a natural outdoor breeze effect



Reversible direction ideal for gentle heat circulation in winter



Low noise levels - ideal for bedrooms



Installation friendly quick connect wiring and quick fix assembly

#### WITH LIGHT MODELS



Unique dimming function allows 100% - 10% light output



Tri-colour changeable (warm, natural and cool white)

#### App Control: Included

Smart phone compatible, with in-built WiFi App control



Tuya Smart



Smart Life



Energy efficient EC (electronically commutated) motor with inbuilt Smart App control



**Remote Control: Included**

**6 YEAR WARRANTY**

**1250MM**

**1400MM**

**TWO COLOUR OPTIONS**

**TWO SIZES**

**WITH & WITHOUT LED LIGHT**

Compatible with Google Home and Alexa.

# SPYDA <sup>3</sup> BLADE

## THE CEILING FAN REVOLUTION



Durable corrosion proof resistant and UV protection allows to be safely used for both indoor/covered outdoor and commercial applications



Precision moulded PC composite blades have been designed for superior balanced performance



Highest quality Japanese bearings create a smooth running long life fan that is guaranteed to give years of trouble free operation



Aerodynamic blades combined with True-spin Technology™ produces increased air circulation



ECO Switch Setting. A pre-selected speed setting allows the fan to run at a reduced running cost whilst maintaining adequate air circulation



Reversible airflow option for summer or winter



Low noise levels



Installation friendly quick connect wiring and quick fix assembly

**SPYDA<sup>36</sup> 900MM**

**SPYDA<sup>50</sup> 1250MM**

**SPYDA<sup>56</sup> 1400MM**

**SPYDA<sup>62</sup> 1570MM**

SIX COLOUR OPTIONS

FOUR SIZES

WITH & WITHOUT  
LED LIGHT

### WITH LIGHT MODELS



Unique dimming function allows 25%, 50%, 75% or 100% light output



Tri-colour changeable (warm, natural and cool white)

Model	Colour	Sweep Size mm	Motor Watt	H/M/L	Speed (RPM)	Airflow M <sup>3</sup> /Hour	Blade Count	Blade Material	LED Output	4 Step Dimmable	Tri Colour	Compatible Remote
SPY903NWH/TI/BL	White/Titanium/Black	900	60/24/16		280/210/150	7,400	3	PC*	N/A	N/A	N/A	SSRFR36
SPY903WH-L/TI-L/BL-L	White/Titanium/Black	900	60/24/16		280/210/150	7,400	3	PC*	20w 2050Lm	Yes	Yes	SSRFR36
SPY1253NWH/TI/BL	White/Titanium/Black	1250	55/34/14		230/170/107	12,600	3	PC*	N/A	N/A	N/A	SPYRFR5056
SPY1253WH-L/TI-L/BL-L	White/Titanium/Black	1250	55/34/14		230/170/107	12,600	3	PC*	20w 2050Lm	Yes	Yes	SPYRFR5056
SPY1253NBAM/TK/WN	Bamboo/Teak/Walnut	1250	55/34/14		230/170/107	12,600	3	PC*	N/A	N/A	N/A	SPYRFR5056
SPY1253BAM-L/TK-L/WN-L	Bamboo/Teak/Walnut	1250	55/34/14		230/170/107	12,600	3	PC*	20w 2050Lm	Yes	Yes	SPYRFR5056
SPY1423NWH/TI/BL	White/Titanium/Black	1400	68/22/13		220/140/100	13,320	3	PC*	N/A	N/A	N/A	SPYRFR5056
SPY1423WH-L/TI-L/BL-L	White/Titanium/Black	1400	68/22/13		220/140/100	13,320	3	PC*	20w 2050Lm	Yes	Yes	SPYRFR5056
SPY1423NBAM/TK/WN	Bamboo/Teak/Walnut	1400	68/22/13		220/140/100	13,320	3	PC*	N/A	N/A	N/A	SPYRFR5056
SPY1423BAM-L/TK-L/WN-L	Bamboo/Teak/Walnut	1400	68/22/13		220/140/100	13,320	3	PC*	20w 2050Lm	Yes	Yes	SPYRFR5056
SPY1573NWH/TI/BL	White/Titanium/Black	1570	100/62/27		200/150/90	15,300	3	PC*	N/A	N/A	N/A	SPYRFR62
SPY1573WH-L/TI-L/BL-L	White/Titanium/Black	1570	100/62/27		200/150/90	15,300	3	PC*	20w 2050Lm	Yes	Yes	SPYRFR62
SPY1573NBAM/TK/WN	Bamboo/Teak/Walnut	1570	100/62/27		200/150/90	15,300	3	PC*	N/A	N/A	N/A	SPYRFR62
SPY1573BAM-L/TK-L/WN-L	Bamboo/Teak/Walnut	1570	100/62/27		200/150/90	15,300	3	PC*	20w 2050Lm	Yes	Yes	SPYRFR62

**6 YEAR  
WARRANTY**



Product appearance may slightly vary



True Spin Technology™ is a unique motor housing design that helps minimise vibration and reduce the need for balancing upon install.

# SPYDA <sup>4</sup> BLADE

## THE CEILING FAN REVOLUTION



Durable corrosion resistant components and UV protection allows to be safely used for both indoor/covered outdoor and commercial applications



Precision moulded PC composite blades have been designed for superior balanced performance



Highest quality Japanese bearings create a smooth running long life fan that is guaranteed to give years of trouble free operation



Aerodynamic blades combined with True-spin Technology™ produces increased air circulation



ECO Switch Setting. A pre-selected speed setting allows the fan to run at a reduced running cost whilst maintaining adequate air circulation



Reversible airflow option for summer or winter



Low noise levels



Installation friendly quick connect wiring and quick fix assembly

**SPYDA<sup>50</sup> 1250MM**

**SPYDA<sup>56</sup> 1400MM**

**FIVE COLOUR OPTIONS**

**TWO SIZES**

**WITH & WITHOUT**

**LED LIGHT**

### WITH LIGHT MODELS



Unique dimming function allows 25%, 50%, 75% or 100% light output



Tri-colour changeable (warm, natural and cool white)

Model	Colour	Sweep Size mm	Motor Watt	Motor H/M/L	Speed H/M/L (RPM)	Airflow M <sup>3</sup> /Hour	Blade Count	Blade Material	LED Output	4 Step Dimmable	Tri Colour	Compatible Remote
SPY1254WH/TI/BL	White/Titanium/Black	1250	55/34/14	230/170/107	12,780	4	PC*	N/A	N/A	N/A	N/A	SPYRFR5056
SPY1254WH-L/TI-L/BL-L	White/Titanium/Black	1250	55/34/14	230/170/107	12,780	4	PC*	20w	2050Lm	Yes	Yes	SPYRFR5056
SPY1254TK/WN	Teak/Walnut	1250	55/34/14	230/170/107	12,780	4	PC*	N/A	N/A	N/A	N/A	SPYRFR5056
SPY1254TK-L/WN-L	Teak/Walnut	1250	55/34/14	230/170/107	12,780	4	PC*	20w	2050Lm	Yes	Yes	SPYRFR5056
SPY1424WH/TI/BL	White/Titanium/Black	1400	68/22/13	220/140/100	13,980	4	PC*	N/A	N/A	N/A	N/A	SPYRFR5056
SPY1424WH-L/TI-L/BL-L	White/Titanium/Black	1400	68/22/13	220/140/100	13,980	4	PC*	20w	2050Lm	Yes	Yes	SPYRFR5056
SPY1424TK/WN	Teak/Walnut	1400	68/22/13	220/140/100	13,980	4	PC*	N/A	N/A	N/A	N/A	SPYRFR5056
SPY1424TK-L/WN-L	Teak/Walnut	1400	68/22/13	220/140/100	13,980	4	PC*	20w	2050Lm	Yes	Yes	SPYRFR5056

\*PC: Polycarbonate Blades



**6 YEAR**  
WARRANTY



Product appearance may slightly vary



True Spin Technology™ is a unique motor housing design that helps minimise vibration and reduce the need for balancing upon install.

**FOR ACCESSORIES REFER TO PAGES:18-19**

[www.ventair.com.au](http://www.ventair.com.au) | 13

# SPINIKA II

## THE CEILING FAN REVOLUTION



Durable corrosion resistant components and UV protection allows to be safely used for both indoor/covered outdoor and commercial applications



Glass fibre composite blades for increased strength and durability



Highest quality Japanese bearings create a smooth running long life fan that is guaranteed to give years of trouble free operation



Aerodynamic blade design for highest levels of air movement



ECO Switch Setting. A pre-selected speed setting allows the fan to run at a reduced running cost whilst maintaining adequate air circulation



Reversible airflow option for summer or winter



Low noise output makes the Spinika II an ideal fan for bedrooms



Installation friendly quick connect wiring and quick fix assembly

**NEW**

**SLEEK DESIGN WITH QUICK FIT BLADE SYSTEM**

**1220MM**

**1300MM**

**THREE COLOUR OPTIONS**  
**TWO SIZES**  
**WITH & WITHOUT LED LIGHT**

### WITH LIGHT MODELS



Unique dimming function allows 25%, 50%, 75% or 100% light output



Tri-colour changeable (warm, natural and cool white)

Model	Colour	Sweep Size mm	Motor Watt H/M/L	Speed H/M/L (RPM)	Airflow M <sup>3</sup> /Hour	Blade Count	Blade Material	LED Output	4 Step Dimmable	Tri Colour	Compatible Remote
SPIN1204WH/BL/TI	White/Black/Titanium	1220	68/22/13	220/160/100	12,480	4	GFC*	N/A N/A	N/A	N/A	SPNRFR
SPIN1204WH-L/BL-L/TI-L	White/Black/Titanium	1220	68/22/13	220/160/100	12,480	4	GFC*	20w 2050Lm	Yes	Yes	SPNRFR
SPIN1304WH/BL/TI	White/Black/Titanium	1300	100/62/27	220/160/100	15,000	4	GFC*	N/A N/A	N/A	N/A	SPNRFR
SPIN1304WH-L/BL-L/TI-L	White/Black/Titanium	1300	100/62/27	220/160/100	15,000	4	GFC*	20w 2050Lm	Yes	Yes	SPNRFR


\*GFC: Glass Fibre Composite



**6 YEAR**  
WARRANTY



Product appearance may slightly vary



True Spin Technology™ is a unique motor housing design that helps minimise vibration and reduce the need for balancing upon install.

# STANZA

## CEILING FAN INNOVATION



Individually balance tested and quality checked for trouble free operation



A slower speed setting that is also suitable for gentle heat circulation in winter



Precision moulded glass fibre composite blades for increased stability and higher airflow



Low noise output makes it suitable for all indoor and protected outdoor areas

900MM

1220MM

1400MM

### WITH LIGHT MODELS



2 x B22 lamp holders (globes not included)



Natural white, step dimmable high quality 20 watt LED Light

### TWO COLOUR OPTIONS

### THREE SIZES

### WITHOUT LIGHT

### B22 LIGHT MODELS

### LED LIGHT MODELS



Stanza Light and Remote Combo

Model	Colour	Sweep Size mm	Motor Watt H/M/L	Speed H/M/L (RPM)	Airflow M <sup>3</sup> /Hour	Blade Count	Blade Material	B22 Light	Compatible Remote
STA903WH/BL	White/Black	900	45/18/11	260/190/160	7,200	3	GFC*	N/A	SSRFR36
STA903WH-L/BL-L	White/Black	900	45/18/11	260/190/160	7,200	3	GFC*	Yes	SSRFR36
STA1203WH/BL	White/Black	1220	55/35/17	190/150/105	11,700	3	GFC*	N/A	STARFR48
STA1203WH-L/BL-L	White/Black	1220	55/35/17	190/150/105	11,700	3	GFC*	Yes	STARFR48
STA1203WH-LR	White	1220	55/35/17	190/150/105	11,700	3	GFC*	Yes	Remote Inc.*
STA1403WH/BL	White/Black	1400	68/35/17	190/140/95	13,210	3	GFC*	N/A	STARFR48
STA1403WH-L	White	1400	68/35/17	190/140/95	13,210	3	GFC*	Yes	STARFR48
STA1403BL-L	Black	1400	68/35/17	190/140/95	13,210	3	GFC*	Yes	STARFR48

### LED LIGHT MODELS

Model	Colour	Sweep Size mm	Motor Watt H/M/L	Speed H/M/L (RPM)	Airflow M <sup>3</sup> /Hour	Blade Count	Blade Material	LED Output	4 Step Dimmable	Compatible Remote
STA1203WHLED	White	1220	55/35/17	190/150/105	11,700	3	GFC*	20w 1600Lm	Yes	STARFR48
STA1203BLLED	Black	1220	55/35/17	190/150/105	11,700	3	GFC*	20w 1600Lm	Yes	STARFR48
STA1403WHLED	White	1400	68/35/17	190/140/95	13,210	3	GFC*	20w 1600Lm	Yes	STARFR48
STA1403BLLED	Black	1400	68/35/17	190/140/95	13,210	3	GFC*	20w 1600Lm	Yes	STARFR48

\*GFC: Glass Fibre Composite

\*Remote does not have a dimming function



**4 YEAR  
WARRANTY**

Product appearance may slightly vary



True Spin Technology™ is a unique motor housing design that helps minimise vibration and reduce the need for balancing upon install.

# ACCESSORIES

## **SPYDA** **SPINIKA** **AND STANZA**



True Spin Technology™ is a unique motor housing design that helps minimise vibration and reduce the need for balancing upon install.

### **SPYDA** Remote



### **SPINIKA** Remote



### **SPYDA STANZA** Remote



Model	Description
SPYRFR5056	Three speed radio frequency remote control kit. Quick connect wiring. Suitable for 50" and 56" Spyda Ceiling Fans.
SPYRFR62	Three speed radio frequency remote control kit. Quick connect wiring. Suitable for 62" Spyda Ceiling Fans.

Model	Description
SPNRFR	Three speed radio frequency remote control kit. Quick connect wiring. Suitable for Spinika Ceiling Fans.
SSRFR36	Three speed radio frequency remote control kit. Quick connect wiring. Suitable for Spyda and Stanza 900mm Ceiling Fans.
STARFR48	Three speed radio frequency remote control kit. Quick connect wiring. Suitable for Stanza Ceiling Fans.



**SPYDA**

## Extension Rods



Model	Description
SPYEXTR45 WH/TI/BL	Satin White / Titanium / Matte Black 450mm with quick connect wiring loom included.
SPYEXTR60 WH/TI/BL	Satin White / Titanium / Matte Black 600mm with quick connect wiring loom included.
SPYEXTR90 WH/TI/BL	Satin White / Titanium / Matte Black 900mm with quick connect wiring loom included.

**SPINIKA STANZA**

## Extension Rods



Model	Description
SPNEXTR60 WH/TI/BL	Satin White / Titanium / Matte Black 600mm with quick connect wiring loom included.
SPNEXTR90 WH/TI/BL	Satin White / Titanium / Matte Black 900mm with quick connect wiring loom included.
STAEXTR90 WHLED	Satin White 900mm with quick connect wiring loom included.
STAEXTR90 BLLED	Matte Black 900mm with quick connect wiring loom included.

**SPYDA AND SPINIKA**

## Joiner Kit for Extension Rods



Model	Description
SPJKWH	Extension Rod Joiner Kit - Satin White.
SPJKB	Extension Rod Joiner Kit - Matte Black.
SPJKT	Extension Rod Joiner Kit - Titanium.

**SPYDA AND SPINIKA**

## J-Hook



Model	Description
SPYJHWH	J-Hook hanging pack - Satin White.
SPYJHT	J-Hook hanging pack - Titanium.
SPYJHBL	J-Hook hanging pack - Matte Black.



# HARMONY II

## NEW GENERATION DESIGNER CEILING FAN 1220mm

- Excellent air circulation and cooling effect
- Pre-balanced for smoother, quieter operation
- High quality 18 watt LED light option
- Four precision moulded ABS blades
- Premium long life motor and components
- Reversible airflow option for summer or winter
- Quick connect wiring and fittings for easy install



Model	Colour	LED Output		CCT	Sweep Size	Blade Count	Blade Material	Motor Watt	Speed H/M/L (RPM)	Remote Adaptable
HAR1204WH/TI/BL	White/Titanium/Black	N/A	N/A	N/A	1220mm	4	ABS	75w	239/174/125	NGCFRC or UCFR
HAR1204WH-L/TI-L/BL-L	White/Titanium/Black	18W	1500Lm	4000K	1220mm	4	ABS	75w	239/174/125	NGCFRC or UCFR







# ROYALE II

## NEW GENERATION DESIGNER CEILING FAN 1320mm

- Excellent air circulation and cooling effect
- Pre-balanced for smoother, quieter operation
- High quality 18 watt LED light option
- Four precision moulded ABS blades
- Premium long life motor and components
- Reversible airflow option for summer or winter
- Quick connect wiring and fittings for easy install



Model	Colour	LED Output		CCT	Sweep Size	Blade Count	Blade Material	Motor Watt	Speed H/M/L (RPM)	Remote Adaptable
ROY1304WH/TI/BL	White/Titanium/Black	N/A	N/A	N/A	1320mm	4	ABS	75w	210/150/102	NGCFRC or UCFR
ROY1304WH-L/TI-L/BL-L	White/Titanium/Black	18w	1500Lm	4000K	1320mm	4	ABS	75w	210/150/102	NGCFRC or UCFR

316 STAINLESS STEEL  
MARINE GRADE



# NATIONAL

HIGH PERFORMANCE OUTDOOR FAN  
1320mm



- Full 316 Stainless Steel Marine Grade construction
- Excellent air movement and cooling effect
- Ideal for covered outdoor and coastal regions
- Premium long life ball bearing motor
- Summer / winter reversible
- Easy install, with quick connect wiring and fix blades



Model	Sweep Size	Blade Count	Blade Material	Motor Watt	Speed H/M/L (RPM)	Remote Adaptable
Z524EXTSS	1320mm	4	316 Stainless Steel	75w	230/130/80	VRFR or UCFR

# ACCESSORIES

## Extension Rods

Ceiling fan extension rods for various models.  
All extension rods come with quick connect wiring loom.



Model	Description
HRMXR90-WH/TI/BL	900mm to suit <b>HARMONY II</b> , <b>ROYALE II</b> and <b>MALIBU IP55</b> White/Titanium/Black

# MALIBU IP55

## NEW GENERATION OUTDOOR CEILING FAN 1320mm



- IP55 dust and water protection rating
- Engineered for large area air circulation
- Up to 50% more air circulation than timber blade fans
- Designed specifically for outdoor and coastal applications
- Pre-balanced for smoother, quieter operation
- Four durable ABS moulded blades
- Premium long life motor and components
- Reversible airflow option for summer or winter
- Quick connect wiring and fittings for easy install



**ALL WEATHER**  
DESIGNED FOR THE  
OUTDOORS

Model	Colour	Sweep Size	Blade Count	Blade Material	Motor Watt	Speed H/M/L (RPM)	Remote Adaptable
MAL1404TI	Titanium	1320mm	4	ABS	100w	255/161/104	NGCFRC or UCFR

## Remote Controls



Model	Description
UCFR	Universal 3 speed Remote Control to suit New Generation and Traditional Ceiling Fans.

Model	Description
NGCFRC	Premium 3 Speed RF Remote Control Kit with timer function. Includes 1-9 Hr Timer function. Suits New Gen Ceiling Fans.

Model	Description
VRFR	3 speed Radio Frequency Remote Control kit suits most Ventair Traditional Fans.

# CEILING FAN SELECTION GUIDE

## SAVING MONEY AND THE ENVIRONMENT

Ceiling fans create a substantial cooling affect by gently circulating the air at a fraction of the cost of air conditioning.

### Hints:

1. Use the “winter” reverse mode to assist with heat circulation in Winter, or to create a less direct airflow while sleeping.
2. DC fans have almost no motor noise which makes them the perfect choice for bedrooms.
3. Running a ceiling fan on low speed creates gentle circulation that can assist in the control of condensation.

### (900mm) 36"

Ideal for small bedrooms, home offices, nooks and any application that has limited space.



### (1220mm) 48" and (1250mm) 50"

Perfect for small to medium sized rooms such as bedrooms, dining or smaller living areas.



## **(1300mm) 52" and (1400mm) 56"**

Excellent for larger bedrooms, master bedrooms and general living areas.



## **(1500mm) 60" and (1570mm) 62"**

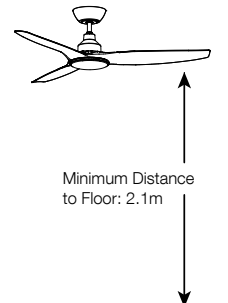
Ideal for larger open spaces, living areas and large covered outdoor alfresco areas.



## **CEILING HEIGHT**

Ventair fans are designed to suit ceiling heights of 2.45m - 3.05m. (ie, blade clearance of 2.1m - 2.7m from floor).

A range of extension rods and joiner kits are available for ceiling heights above 3.05m.



# ZEPHYR II



## WALL MOUNTED COOLING FAN 400mm

- Wall mounted, three speed control cooling fan
- Oscillating and tilt adjustable head, helps keep the whole room cool
- AC Plug and lead makes installing easy
- 0.5 - 7.5 hour Timer (remote model only)
- Wind / Breeze / Sleep mode (remote model only)



Model	Control	Colour	Fan Size	Grille Size	Motor Wattage	Speed H/M/L (RPM)	Ball Bearing
ZEP40PC	Pull Cord	White	400mm	450mm	65w	1300/1150/950	Sleeve Bearing
ZEP40R	Remote Control	White	400mm	450mm	65w	1300/1150/950	Sleeve Bearing








# WALL DC

## HEAVY DUTY DC WALL FAN 450 & 750mm

- Energy efficient brushless DC motor technology
- Uses up to 70% less power than traditional AC equivalents
- Unique six or three blade design for a powerful air delivery and lower noise levels
- Tilt adjustable head with oscillating swing feature
- Six speed remote control with timer option
- Able to pair multiple fans to one remote control



Model	Control	Colour	Fan Size	Grille Size	Motor Wattage	Speed H/M/L (RPM)	Ball Bearing
WAL45-DC	Remote Control	Black	450mm	510mm	90w	500/700/900/1100/1300/1400	Ball Bearing
WAL75-DC	Remote Control	Black	750mm	815mm	130w	600/700/800/900/1000/1035	Ball Bearing



**ventair<sub>tm</sub>**  
THE AIR MOVEMENT SPECIALISTS

4 Capital Place, Carrum Downs, VIC, 3201, Australia

T: +61 3 9775 0556 | F: +61 3 9775 0775 | E: [info@ventair.com.au](mailto:info@ventair.com.au)

[www.ventair.com.au](http://www.ventair.com.au) | [f](#) [@](#) [in](#) [p](#)



**PLEASE NOTE:** ALL TECHNICAL SPECIFICATIONS ARE CORRECT AT TIME OF PRINT